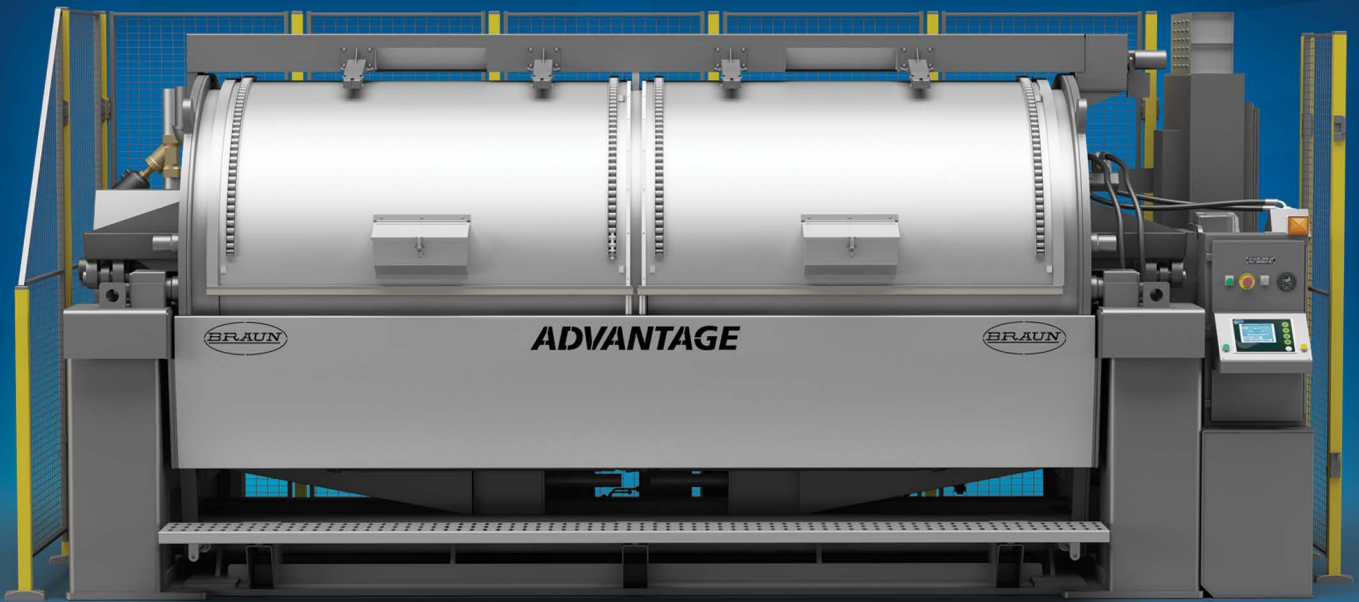




ADVANTAGE TILTING SIDE LOADER[®]

900 Lb. Model




U.S.A.

ISO 9001 Certified

All Braun Products are Proudly
Manufactured in the U.S.A.

gabraun.com


ADVANTAGE 900 LB. TILTING SIDE LOADER®



Braun Advantage 900 Lb. Tilting Side Loader

The Braun Advantage 900 lb. Tilting Side Loader is available in a four pocket configuration. These washer/extractors are engineered with the same structural integrity and reliability of all Braun washers and feature superior mechanical action like our Open Pocket washer/extractors!

Braun side loaders also feature the same simple to use, color touch screen controls as all other Braun laundry equipment. They are not third party outsourced like many other competitive machines. This provides consistency in manufacturing and direct support from Braun's factory!

All Braun Advantage Side Loaders have an exclusive Parker Hannifin hydraulics three-years, leak-free warranty on Parker fittings and hoses! 

The Advantage is ideal for plants processing goods within all laundry market segments.

This washer/extractor has many unique features that are patent pending!

INNER CYLINDER DOOR LOCKS (Patented)


PLC controlled design with proven inner cylinder door lock sensors, each door has a switch on it to communicate positive feedback to the controls

proving the door is completely locked. The machine will not be allowed to move on to the next step until the door lock pins are fully engaged! The cylinder door lock utilizes the same proven door technology that has been used on Braun Top Side Loader cylinders for decades.



LARGE AUTOMATED STEP

Operators will no longer need to bend down to pull out and push in the step. The pneumatically operated step provides improved ergonomics alleviating back strain. The wide and large step with a non-skid surface, provides a very stable platform for loading operations.



Braun Advantage 900 Lb. Tilting Side Loader features standard safety guards.

DRIVE SYSTEM

Braun utilizes a direct drive vs. sheaves and belts. This minimizes maintenance and eliminates the need to tension belts. This drive system allows for precise cylinder control and efficient load and unload cylinder placement improving productivity over similar machines on the market. High extract speed functionality is standard.



BEARINGS

Superior bearings with no need for automatic lubrication. This machine uses the same bearing configuration as all Braun machines. This avoids contamination of the wash liquor which can be experienced with competitive machines.

SPLIT PANEL CONTROL BOX

The split panel control box on Braun Advantage Side Loaders is an exceptional safety feature which separates the high voltage from low voltage components.



CONTROLS

- Simple, intuitive, and easy to use touch screen controls
- 24V ARC flash safe control panel
- Operators can pre-program and time every cycle and water temperature and level to an exacting degree.
- Conveniently located USB flash drive on the control simplifies wash formula backup and restore.
- Standardized machine controls provide an efficient operating platform that will improve cycle rate productivity; while reducing operational costs.

OTHER FEATURES

CYLINDER POSITIONING

- Braun utilizes a precise encoder, a two speed transmission and proprietary algorithms in hydraulic positioning to reduce time to below 1 minute once reaching low speed. (Other machines routinely take over 3 to 8 minutes.)

END OF STROKE TILT LIMITER

- The end-of-stroke tilt limiter stops the machine from tipping forward if the tilt cylinders were to fail when the machine is tilted forward over center.

SAFETY

No crush hazard keeps operator safe when machine is tilting down from unloading.

- Incorporates fixed fenced guarding around three sides with easily removable panels using special key for access

Patented cylinder door proof-closed locking mechanism

- Cylinder door latches use Braun proven technology with pin and cradle design.
- Proof-closed provides for added safety to ensure each cylinder door is closed and locked prior to start of any cylinder movement or closing of shell door.

Split panel design is used to facilitate troubleshooting without need for arc flash PPE.

- 95% of troubleshooting is done on 24v components
- No PPE required when working in the low voltage panel on Braun machines.

STEAM AND WATER INLET

- Dual steam and water feed points provide improved fill/rinse and heat distribution throughout the cylinder optimizing formula times and are not break-apart flanges, which are prone to failure. The steam hose is captured with high-strength cable per OSHA requirements.

FLUSH SEAL – OPTION

- The Advantage machine can be manufactured and ordered with flush seal technology to ensure long life in harsh environments.

DRAIN VALVE

- Drain valve design keeps the cylinder out of the chemistry.

Shell door and tilt functions require two-hand control meeting all ANSI standards for safe operation.

- 3-second delay with light and horn signals before any type of motion allowed.

Step-automated deployment of step when shell door is raised using two-handed control.

- Retracts when shell door is closed in preparation for wash
- Removes fatigue and ergonomic problems from hand operation methods

All of these safety solutions differentiate the Advantage from all other like machines on the market!

Performance | Reliability | Safety



ISO 9001 CERTIFIED

G.A. Braun, Inc.
79 General Irwin Boulevard
N. Syracuse, NY 13212

Mail to:
P.O. Box 3029
Syracuse, NY 13220-3029

Phone
1-800-432-7286

Fax
(315) 475-4130

Parts Help Desk
1-800-432-7286 X 1

Service Help Desk
1-800-432-7286 X 2



U.S.A.

All Braun Products are Proudly
Manufactured in the U.S.A.